



**SYDNEY** 🐶 & 🐱 **HOME**

# ANNUAL REPORT<sub>2016-17</sub>

At Sydney Dogs and Cats Home, we are proud to open our doors without prejudice, to lost and abandoned animals from multiple council areas across Sydney.

Since 1946, we have reunited and rehomed over 200,000 animals, and last year marked an important milestone with us celebrating 70 years of caring for animals in need. As part of our celebrations, we held our first Annual Fundraising Gala which brought in significant funds to support our ongoing work.

We were proud to launch a new partnership with the Australian Army, supporting the rehabilitation of injured trainee soldiers, and our vital services as the dedicated impound facility for councils strengthened as we welcomed a new relationship with Fairfield City Council, developing support within their community.

Last financial year saw us welcome and care for over 3300 through our doors, please take a closer look below at our incredible achievements.

Photos by Tame and Wild Studio

## A stylized black and white logo of a cat's face, featuring two pointed ears at the top, two circular eyes in the middle, and a wide, open mouth with a small tongue at the bottom.

ABN: 16 943 464 585  
CFN: 16738

Wendy Langley (President)  
Alison Travaglia (Vice  
President)  
Pamela Staines (Secretary)  
Mark Waterhouse (Treasurer)  
Jacqueline Milledge  
Leigh Johnson  
Jayne Morley

Benny and the Pets  
Bruce Notley-Smith MP  
Chandler Cat Litter  
Digital Pacific  
For the People  
Hill's Pet Nutrition  
Kwik Kopy Bondi Junction  
J. Walter Thomas Sydney  
Julian Midwinters & Associates  
Savourlife

Bubba Gump Pest Control  
Canine Evolution  
Adshel  
4C Recruitment  
Zoetis  
Les Néréïdes  
Precipice Films  
Digital Press  
Say it with Polish  
Tame & Wild Studios  
PETstock  
PetO  
ICAP  
National Australian Bank  
Virbac  
Ritchies  
Total Dog

Bayside Council  
Fairfield City Council  
Georges River Council  
InnerWest Council  
North Sydney Council  
Randwick City Council  
Waverley Municipal Council  
Woollahra Municipal Council

Estate of the late Gayle Ann Kirkham  
 Denis Langley Foundation  
 Rona Ellis Foundation  
 The Hamilton Foundation

HAJOS, ANSTEE & ASSOCIATES  
Chartered Accountants

Level 1  
120 Sussex Street  
SYDNEY NSW 2000  
GPO Box 248  
SYDNEY NSW 2001  
george@hajosanste.com.au  
Phone: (02) 9241 4797

**PRIVATE AND CONFIDENTIAL**


**Auditor's Independence declaration (s 307 of the Act)**

Attention:  
Management Committee  
Sydney Dogs & Cats Home Incorporated  
77 Edward Street  
Carlton NSW 2218

Dear Management Committee

We have audited the financial statements of Sydney Dogs & Cats Home Incorporated for the financial year ended 30 June 2017. As lead engagement partner for the audit engagement, I declare that, to the best of my knowledge and belief, there have been:


- No contraventions of the independence requirements of the Corporations Act 2001 in relation to the audit; and
- No contraventions of any applicable code of professional conduct in relation to the audit.

  
**GEORGE HAJOS**  
Chartered Accountant

Sydney  
Dated 21 / 11 / 17

6

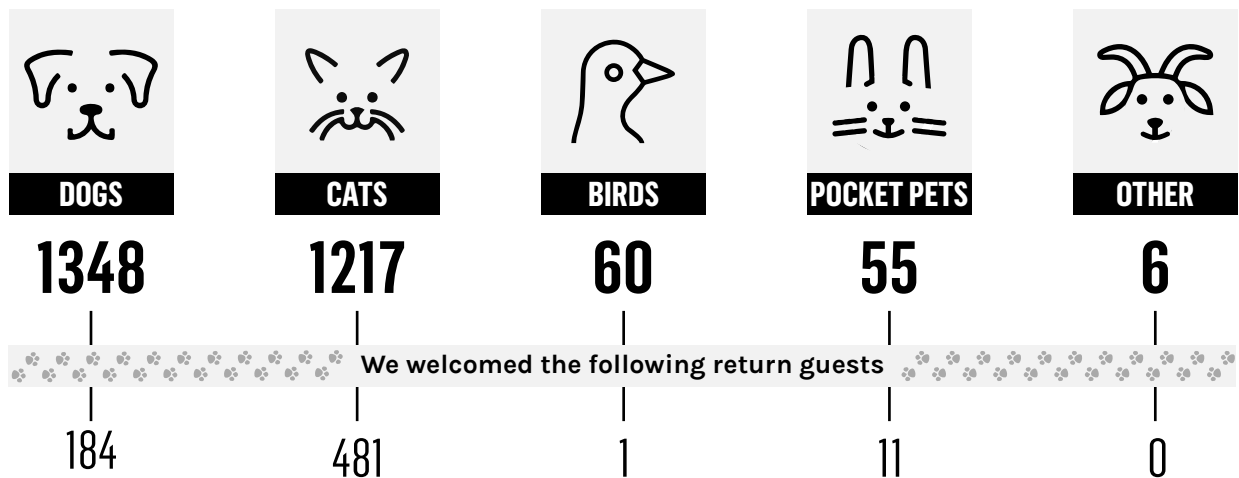
Statement of Surplus or Deficit and Other Comprehensive Income for the year ended 30 June 2017	2017 \$	2016 \$
Total Revenue	1,874,102	1,569,689
Total Expenses	1,536,030	1,173,086
Surplus of the year	338,071	396,603
Total comprehensive surplus for the year	338,071	396,603
<b>Statement of Financial Position as at 30 June 2017. Current Assets</b>	<b>2017 \$</b>	<b>2016 \$</b>
Cash and Cash equivalents	1,345,062	944,181
Trade and other receivables	132,753	147,019
<b>TOTAL CURRENT ASSETS</b>	<b>1,477,815</b>	<b>1,091,200</b>
<i>Non-current assets</i>		
Plant & equipment	13,411	11,424
Leasehold improvements	171,648	190,741
Total non-current assets	185,059	202,164
<b>TOTAL ASSETS</b>	<b>1,662,874</b>	<b>1,293,364</b>
<i>Current Liabilities</i>		
Trade and other payables	70,704	40,265
Provisions	97,080	72,481
Government Grants	0	23,599
Total current liabilities	167,784	136,345
<b>TOTAL LIABILITIES</b>	<b>167,784</b>	<b>136,345</b>
<b>NET ASSETS</b>	<b>1,495,090</b>	<b>1,157,019</b>
<b>FUNDS (unrestricted funds)</b>	<b>1,495,090</b>	<b>1,157,019</b>
<b>Statement of Changes in Funds</b>	<b>Total Unrestricted Funds \$</b>	
<b>Balance at 1 July 2015</b>		760,416
Total comprehensive income for the year		396,602
<b>Balance at 30 June 2016</b>		1,157,019
<b>Balance at 1 July 2016</b>		1,157,019
Total comprehensive income for the year		388,071
<b>Balance at 30 June 2017</b>		1,495,090
<b>Statement of Cash Flows for the year ended 30 June 2017</b>	<b>2017 \$</b>	<b>2016 \$</b>
<b>Cash flows from operating activities</b>		
<i>Receipts</i>		
Customers	1,162,771	699,655
Donors	795,586	823,238
Interest Income	12,117	6,104
<i>Payments</i>		
Payments to suppliers and employees	(1,500,925)	(1,225,748)
Net cash inflow/(outflow) from operating activities	469,550	303,249
<b>Cash flows from investing activities</b>		
Payments for plant and equipment	(68,667)	(32,647)
Net cash inflow/(outflow) from investing activities	(68,667)	(32,647)
Net increase/(decrease) in cash and cash equivalent	400,881	270,602
Cash and cash equivalents at the beginning of the FY	944,181	673,579
Cash and cash equivalents at the end of the FY	1,345,062	944,181



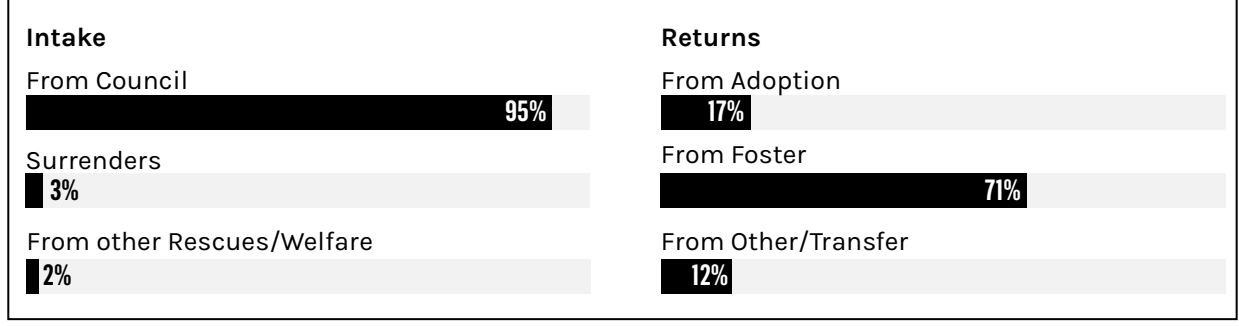
# SYDNEY DOGS AND CATS HOME

STATISTICS 2016-2017

## WE CHECKED IN 3363 ANIMALS



### INCOMING ANIMAL STATISTICS



### DID YOU KNOW?

We pride ourselves on finding solutions to help reunite owners with their pets.

Our standard process is to:

- call every phone number listed on a microchip
- post notification letters and emails to addresses on the microchip
- search social media lost animal posts
- upload a picture of each lost animal onto our website

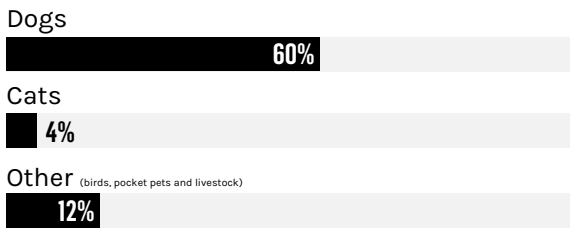
## WE CHECKED OUT 3286 ANIMALS

### POUND SERVICES



That equates to more than 2 animals per day reunited with their owners

### REUNITE STATISTICS

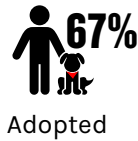


### REHOMING SERVICES

We found homes for:



HOW:



Adopted



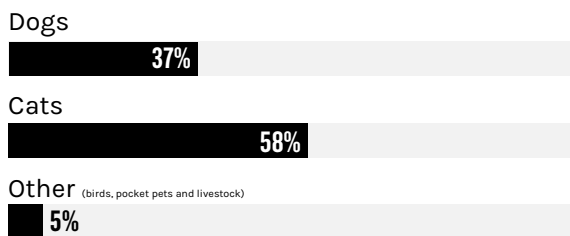
Transferred to rescue



Placed in volunteer foster homes


### REHOMING STATISTICS\*

\*% breakdown by species



### DID YOU KNOW?

During 2016/17



There was no time limit placed on any animal awaiting adoption



The average time in shelter was 17 Days\*



The Home:

- council registered 1264 animals in NSW
- implanted 884 microchips
- administered 2019 vaccinations
- desexed 925 animals

0%

No healthy or treatable animal was euthanised

### PROUDLY SUPPORTING GETTING 2 ZERO

The aim of **Getting 2 Zero** movement is to achieve zero euthanasia of all healthy and treatable cats and dogs.



GETTING 2 ZERO

Sydney Dogs and Cats Home was proudly the first shelter in NSW to join the G2Z movement and works tirelessly to this aim.

### OTHER PAWESOME STATS



10,500 volunteer hours from the support of approx. 350 volunteers

- Tasks include:
- kennel hand duties
  - reception and administration assistants
  - special events and programs assistants
    - pet transport
    - pet grooming
  - 24/7 care provided by our foster carers



Positive impact in our community

- Programs include:
- community and corporate volunteering
  - service education week for Year 9 junior volunteers
  - international student cultural experience
    - community service
    - pet therapy for aged care
  - pet therapy for injured Australian Army recruits

### OVERVIEW OF SYDNEY DOGS AND CATS HOME STATISTICS

	Dogs	Cats	Other	Total
Incoming animal movements	1532	1637	133	3302
Outs via pound services	774	71	16	862
Outs via rehoming	650	1002	89	1741
Euthanised treatable health	0	0	0	0
Euthanised treatable social	0	0	0	0
Euthanised council declared dangerous	31	0	0	31
Euthanised untreatable health	20	234	10	264
Euthanised untreatable social (ie. unsafe/feral)	44	338	6	388

\*for dogs

WWW.SYDNEYDOGSANDCATSHOME.ORG  
WWW.FACEBOOK.COM/SYDNEYDOGSANDCATSHOME  
@SYDNEYDOGSANDCATSHOME  
@SYDNEYDOGSNCATS

E INFO@SYDNEYDOGSANDCATSHOME.ORG | T 9587 9611  
77 EDWARD STREET, CARLTON NSW 2218